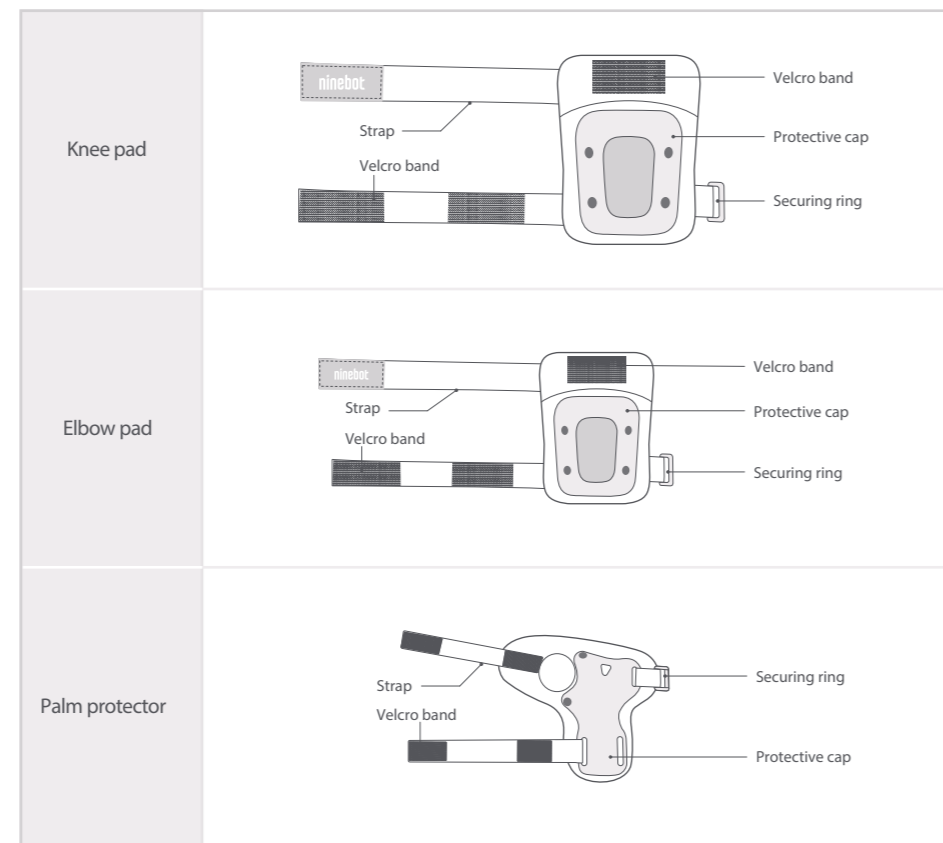


# Ninebot Protective Gear Set User Manual



Please read the User Manual carefully before use and keep it for future reference.

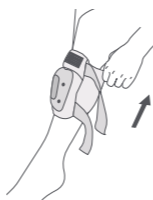
## 1 Product Overview



## 2 How to Wear

### ① Knee pads

Method 1: As shown below, slide the pad up to the kneecap. Find a proper position, then secure the straps.

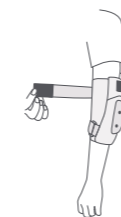


Method 2: Make the upper strap go round the knee and secure with the Velcro band. Make the lower strap go through the ring and then secure.



### ② Elbow pads

Method 1: As shown below, slide the pad up to the elbow. Find a proper position, then secure the straps.



Method 2: Make the upper strap go round the arm and secure with the Velcro band. Make the lower strap go through the ring and then secure.



### ③ Palm protectors

Step 1: As shown below, make your hand go through the protector and the thumb out through the hole.



palm of the hand

Step 2: Thread the upper and lower straps into the corresponding rings and then secure with the Velcro band.



back of the hand

## 3 Warnings and Cautions

- Please select a size that fits you perfectly. Before use, make sure the protective gear is complete and there's no abnormality.
- ONLY use this product when riding self-balancing vehicles, kick scooters and bicycles. It is NOT suitable for use when riding the motorcycle.
- If the product has been through strong impact, stop using and take it to a designated repair center to determine whether it's strong enough for further usage.
- The storage temperature should not exceed 150.8°F (66°C), otherwise the protective gear will be damaged.
- The normal service life of this product is 2 years after production. See the packaging for the production date.
- Do not use corrosive solvents to clean the protective gear.
- Do not modify or change the structure of the protective gear.
- To provide sufficient protection for the knees, elbows and palms, make sure to adjust the position according to the user, and tighten the straps.
- Correctly wearing protective gear can effectively reduce risks of injuries, but cannot eliminate all the risks. Avoid dangerous actions to reduce the risks.

## 4 Specifications

Product name	Ninebot Protective Gear Set					
Parts	Shell	Strap	Inner foam	Major material		
Material	PP	Polyester	EPE	PU600D		
Package contents	Knee pad × 2, elbow pad × 2, palm protector × 2					
Size	S			M		
Measurements	Elbow	Wrist	Knee	Elbow	Wrist	Knee
	17–22 cm	12–14 cm	25–34 cm	22–30 cm	14–19 cm	34–45 cm
Suitable for	Children			Adults		

## 5 Trademark and Legal Statement

Ninebot is the registered trademark of Ninebot (Tianjin) Tech. Co., Ltd; The Rider Design is the registered trademarks of Segway Inc.; The respective owners reserve the rights of their trademarks referred to in this manual.

We have attempted to include description and instructions for all the functions of Ninebot Protective Gear Set at the time of printing. However, due to constant improvement of product features and changes of design, your Protective Gear Set may differ slightly from the one shown in this document.

©2020 Ninebot (Beijing) Tech Co., Ltd. All rights reserved.

## 6 After-sales Service

For aftersales service information, please visit our official website.

The Americas: [store.segway.com](http://store.segway.com)

The Europe: [www.segway.com](http://www.segway.com)